



MOORE ACADEMY

Leading The World In Family Education



Student: Student Name

Using The Moore Philosophy Of *Better Late Than Early*.



LEADING THE WORLD IN FAMILY EDUCATION

Moore Academy

PO Box 2185

Hayden, ID 83835

www.MooreAcademy.org

(208) 503-3757

MooreAcademyHomeSchooling@Gmail.com

Published by Moore Academy

Written by Moore Academy staff

Cynthia Peek

© 2022 Moore Academy, All Rights Reserved.

No part of this document may be reproduced in any form or by any electronic or mechanical means including information storage and retrieval systems, without permission in writing by the author. The only exception is by a reviewer, who may quote short excerpts in a review.

Images and resources from various sites on the internet courtesy of vecteezy.com, clipart.zone, coloringhome.com, sermons4kids.com and freebibleimages.org
The user may freely copy the coloring pages and find more at the websites above.



Table Of Contents

Introduction.....3

Bible/Character Training

Abraham.....6

Moses.....9

Caleb And Joshua.....12

Ruth.....14

Jesus And The Children.....16

Zacchaeus.....20

Paul And Silas.....26

Role Playing.....28

Taking Care Of Myself.....31

Understanding Where We Came From.....33

Family Connections.....36

Number Sense.....38

Physical Education.....40

Music Time.....42

Colors, Shapes, And Sizes.....47

Holding Items.....49

Work.....50


Oral Communication.....51

GETTING READY...

Welcome to our Pre-K homeschool program,
the one that leads little ones to Jesus.

He said,

“Let the little children come to Me,
and do not forbid them;
for of such is the kingdom of God”
(Luke 18:16).



YOUR CURRICULUM GUIDE

You have in your hand a full year's program. Included for each subject are the suggested materials to be used or purchased. Your personal Moore Academy educational consultant will evaluate the work accomplished with ideas and suggestions to further the student's educational adventure.

NEED INDIVIDUALIZATION

Please read through this Curriculum Guide with your student and if there is a need for a different textbook suggestion with assignments, or clarification of the program; be sure to email your Consultant. With this full service program, your Consultant will guide you through any changes needed and provide whatever you need for a change or alteration in the program.

YEARLY CONSULTATION

The Consultant assigned to you will be available throughout the year for consultation by phone or email. You will find faster service through email, however. She will be available to answer any questions or help you through any difficulties with the program. Students as well as the parent teacher are welcome to interact with the Consultant.



Dear Friend,

The ideas outlined in this guide are intended to stimulate parental thinking about ways to have fun doing educational activities with your young child. Children develop at different rates. What one child may find challenging, another will be able to do easily. It is the author's intention that you use this guide with prayer, and not go any faster or farther than your child indicates readiness. If there is too much fussiness, whining, or tears, perhaps it might be better to wait and watch for greater maturity. A few months down the road can make a big difference.

Your suggestions and comments are always welcome.

Enjoy the journey!

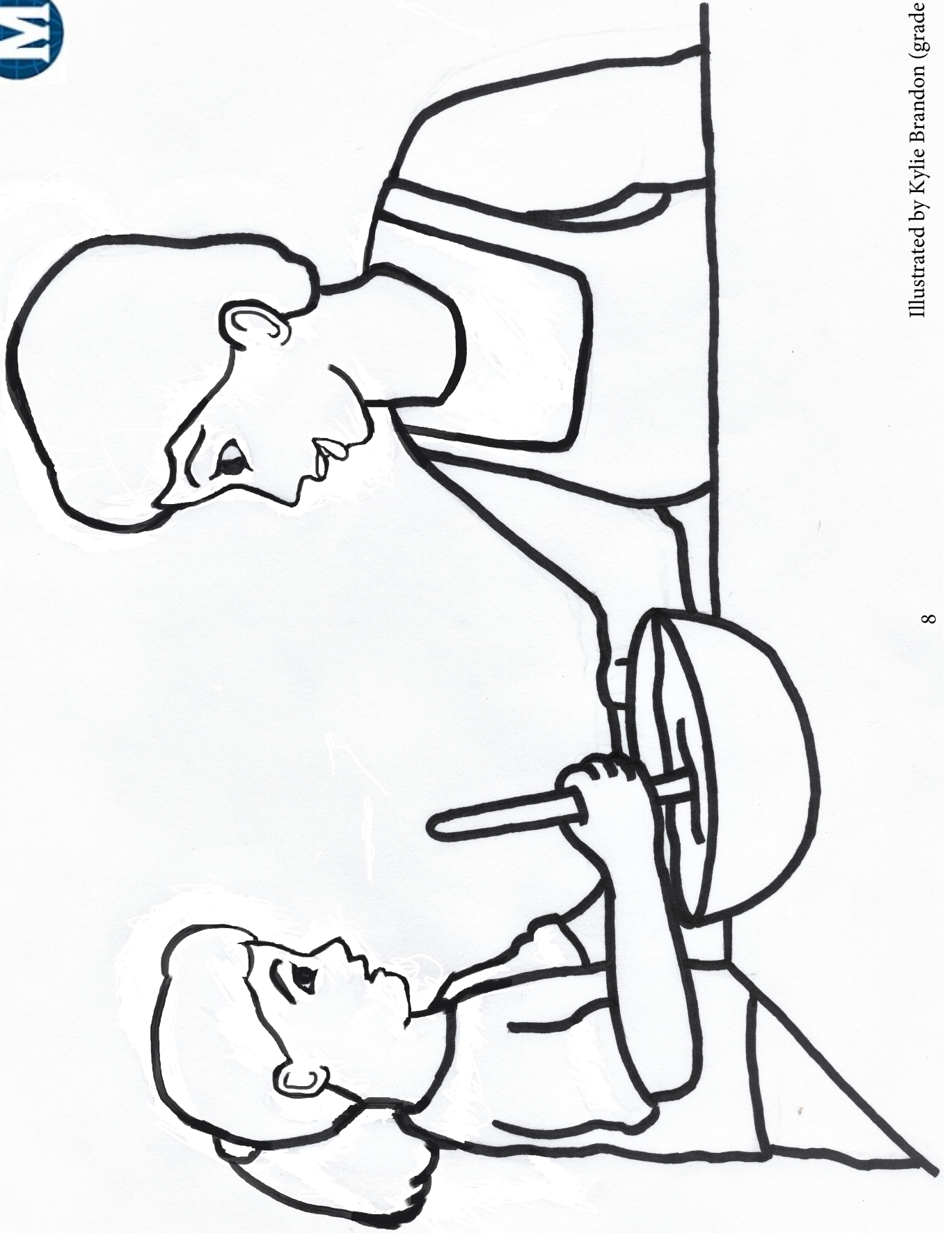
Sincerely,

Cynthia Peek





1. Some book suggestions that parents may wish to consult to understand the Dr. Raymond and Dorothy Moore methods are ***Better Late Than Early*** (pp. 171- 190 about ages 4-7), ***Home Grown Kids*** (especially pp. 111-186 about Exploring the 3's & 4's; Creative 5's & 6's;) ***Home Made Health, Home Built Discipline***, and the ***Moore Formula Manual*** (a best seller).
2. Much of what your child will be learning this year will be oral communication skills, physical development, and spiritual nurturing. That means that you as parents or grandparents must be willing to spend time talking with your children and sharing their experiences. You will be teaching them that by coming to you they will be heard and respected. At this young age children need to develop all their eyes, ears, and other physical senses before focusing on the more academic subjects of reading, writing, and arithmetic. That will come later.
3. Remember to turn in your reporting forms so you can receive regular evaluations. Keep copies of your submissions and our evaluations for your records.
4. Review your Curriculum Guide frequently, and keep in contact with your consultant as needed when questions arise. We are here to serve you!





Moses

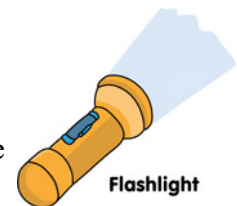
Exodus 34:27-35


When we spend time with God others will notice (Shining face).

Do you notice when people are happy, kind, sweet, and pure?



Project: Collect shiny things such as a mirror. See if face is clean or dirty. Consider a flashlight and shine it on a favorite toy in the dark.



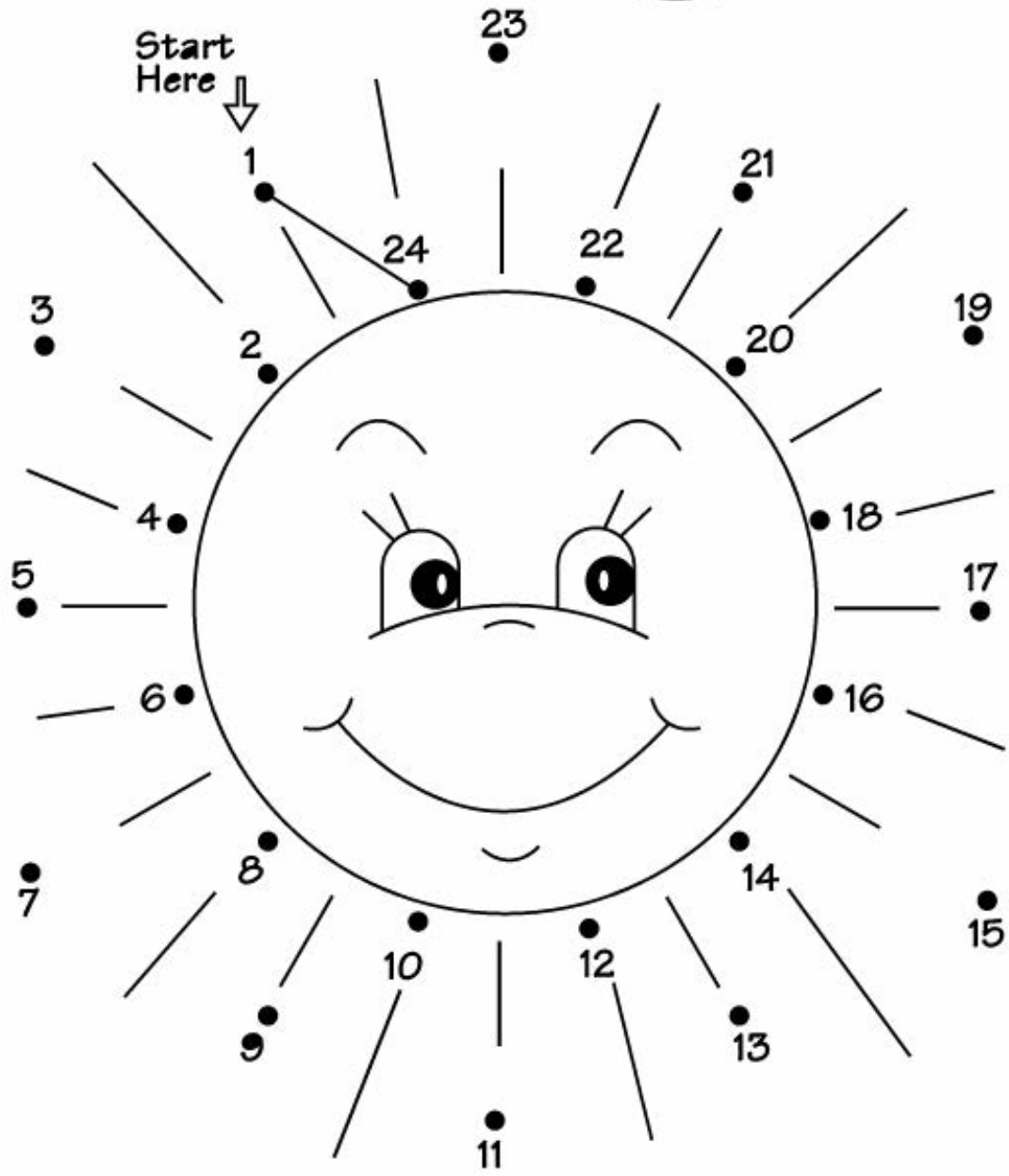





Wants ME for d
SUNBEAM
to SHINE for Him each day

©1992



connect

the dots





Copy page or have your child use this one. Color, cut out pieces, and then paste them together on a piece of construction paper to help the mamma bird make its nest.






Getting Ready for ...

Understanding Where We Came From

God Made Man & Woman


Genesis 1:26-31, 2:7-8, 18-25

God made Adam and Eve as husband and wife. God gave them a beautiful garden to be their special home. God made marriage as a beautiful place to raise happy children showing God's love. Know that I am a boy or a girl, and that Daddy is a man, Mommy is a woman.



Project: Draw a stick figure of ME (child) with head, arms, legs, fingers and toes. You may use sticks, stones, snowballs, crayon, berries, finger paint--Keep some old clothes handy that the child can get dirty or stain.

Read to your child the Bible story of Creation and Baby Jesus. Read "It" is a shoe, a ball, a cloud etc.

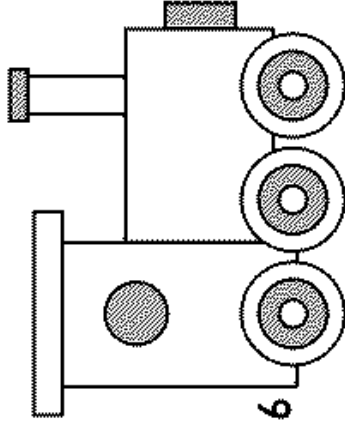
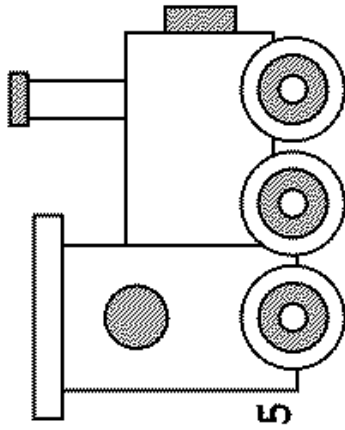
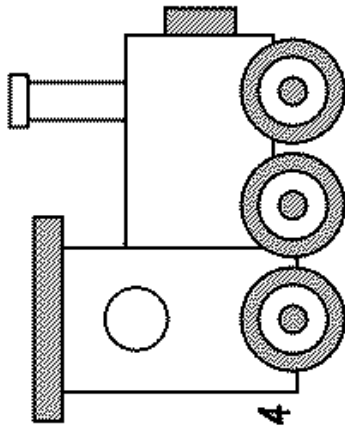
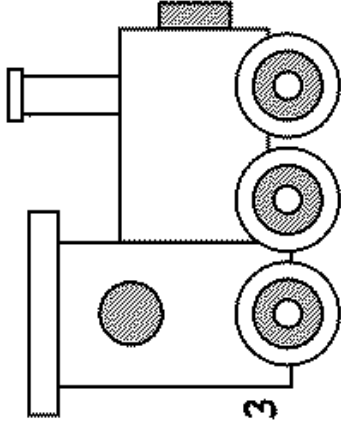
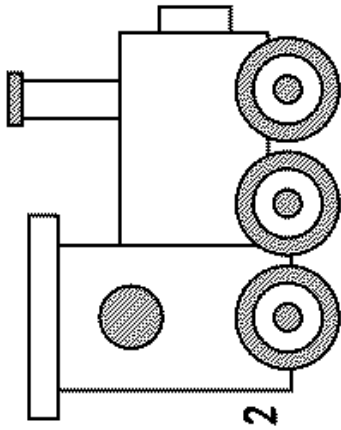
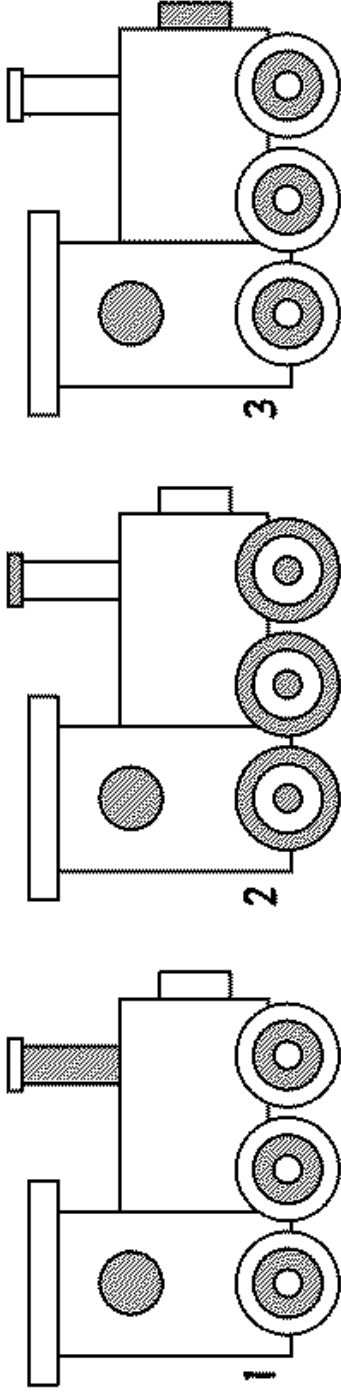




What sound does a boy holding a frog make?

FIND THE TWINS

WHICH TWO ARE EXACTLY ALIKE?



ANSWER: FIVE AND SIX

How many circles can you count? There are lots of them. Maybe an older sibling can have fun helping count too.



Getting Ready for ...



Holding Items



Practice: holding a crayon correctly between finger and thumb, not with a fist. Practice holding an eating utensil correctly.



Crush a piece of paper, bread dough, stress ball, or PlayDoh.



Spreading peanut butter and jam on bread using a butter knife. Unscrew a lid, put it back on; Put lids on and off storage containers.



Tying shoes



May the Lord bless your family
as you guide your children closer to Him.

Now it's time

for

Kindergarten





Right Away

Phl 2:3 Let nothing be done through selfish ambition or conceit, but in lowliness of mind let each esteem others better than himself.



All the Way

Col 3:23, 24 And whatever you do, do it heartily, as to the Lord and not to men, knowing that from the Lord you will receive the reward of the inheritance; for you serve the Lord Christ.



With a Happy Heart

Phl 2:14,15 Do all things without complaining and disputing, that you may become blameless and harmless, children of God without fault in the midst of a crooked and perverse generation, among whom you shine as lights in the world

Thank you for giving your child Moore!



Dr. Raymond & Dorothy Moore

Grandparents Of The Home-Schooling Movement

Founders of Moore Foundation & Moore Academy



MOORE ACADEMY

Leading The World In Family Education