


# MOORE ACADEMY

Leading The World In Family Education

## Grade 1 Premier Program



Student: Student Name



LEADING THE WORLD IN FAMILY EDUCATION

## **Moore Academy**

**PO Box 2185**

**Hayden, ID 83835**

**[www.MooreAcademy.org](http://www.MooreAcademy.org)**

**(208) 503-3757**

**[MooreAcademyHomeSchooling@Gmail.com](mailto:MooreAcademyHomeSchooling@Gmail.com)**

Published by Moore Academy

Written by Cynthia Peek

© 2022 Moore Academy, All Rights Reserved.

No part of this document may be reproduced in any form or by any electronic or mechanical means including information storage and retrieval systems, without permission in writing by the author. The only exception is by a reviewer, who may quote short excerpts in a review.

Images and resources from various sites on the internet  
from [goodsalt.com](http://goodsalt.com), [vecteezy.com](http://vecteezy.com), [clipart.zone](http://clipart.zone) and [freebibleimages.org](http://freebibleimages.org)



**TABLE OF CONTENTS**

**WELCOME ..... 1-4**

**WHAT TO DO WHILE WAITING FOR BOOKS..... 5**

**WHAT TO DO WHEN BOOKS ARRIVE.....6-8**

**BIBLE ..... 9-27**

**SCIENCE/HEALTH.....28**

**LAUNGUAGE/ARTS..... 29**

**MATH.....30**

**MUSIC ..... 31**

**ART ..... 32**

**PHYSICAL EDUCATION ..... 33**

**WORK & SERVICE EDUCATION .....34**

**NOTE TO PARENTS..... 35**

**CONCLUSION ..... 36**

**REFERENCE GUIDE.....Pastel Page**



**Dear Friend,**

Welcome to Moore Academy's Call to Courage Curriculum Guide for grade one. For many of you this is the beginning of your formal schooling. You may be excited to finally learn how to read, write sentences, and play with numbers, yet at the same time you may wonder how you will manage all that "school stuff." This is why I have decided to take you on a little exploration to discover ways to banish fear and to move forward boldly in the name of Jesus Christ.

Have you ever visited any large caves? Those of you who live in or have visited the United States may have gone to Mammoth Cave in Kentucky or Carlsbad Caverns in New Mexico. While visiting these caves or numerous others available nearer to you, were you afraid of the darkness? Perhaps tight spaces frightened you. Walking long distances down and up stairs, encountering bats, hearing mysterious sounds or just getting your hair messed up from dripping water or exertion may have made you feel like running away and hiding under your bed. Mom, Dad, or a grandparent may have offered to hold your hand while you saw all the wonderful things under the earth. Was the effort worthwhile? Did you finally see something pretty cool? I hope so. And I hope that this year you will experience something wonderful too while you do Moore Academy homeschooling.

God bless you,

Cynthia Peek






## ***Welcome To Moore Academy***

*Welcome to Moore Academy, a Bible based program designed to prepare your child for the soon return of Jesus.*

### ***YOUR CURRICULUM GUIDE***

You have in your hand a full year's program. Included for each subject are the suggested books to be purchased, along with quarterly assignments provided for each nine week report from you. Your personal Moore Academy consultant will evaluate the work accomplished with ideas and suggestions provided to further the student's educational adventure. If there are problems with links contact your consultant.



### ***YEARLY CONSULTATION***

Your assigned consultant will be available throughout the year by phone or email. You will find faster service through email, however. She will be available to answer any questions or help you through any difficulties with the program. Students as well as the parent teacher are welcome to interact with the consultant.

### ***NEED INDIVIDUALIZATION***

Please read through this curriculum guide and if there is a need for any changes or clarification contact your consultant.

### ***NOTE:***

***Before you begin this program, please read through the Reference Guide section. This will answer many questions you may have while completing the required work.***





*This Grade 1 level of the Elementary Premier Program is designed to give you a semi-structured curriculum while still allowing the freedom of the Moore Philosophy.*

### **How will your studies unfold?**


*At this age, students **may** be covering more than one grade in their comprehension level, and that is how it should be. We try to take this into account when providing the Curriculum Guide for this age; consequently, there may be areas that will not have anything specific listed for 'assignments', since the curriculum may have to be adapted to fit your student's progression throughout the year. There are many choices given for a variety of levels. Choose what suits your family the best.*

***Work and Service** suggestions have been included to help your student grow to his or her full potential.*

***Evaluations** should be teaching opportunities. They are more than just an overview. Rather this is the time for reflection. Keep a folder for each subject, and file all completed paper work. You will need these for your own records and for quarterly reporting. Also keep monthly calendar pages showing all PE, work, and service projects the student has completed.*

## **Think and Plan Ahead!**

*If prayer and Bible study are your first priority, everything else will fall into place. For your own personal organization, the following suggestions are supplied.*



## ***ACADEMIC STUDIES***

The following is your list of subjects with the accompanying Guides. Each student will achieve at a different pace. Some students may want to go beyond the assignments and do further activities, while others may not be able to complete all the work suggested. Each subject should be about 15 minutes a day (Social Studies, Science, and Health 20 minutes), making the total academic time no more than a total of 2½ - 3 hours per day. We recommend teaching the Social Studies, Science, and Health in blocks of time at this age. You might spend 2 – 4 weeks on Social Studies, for example, then switch to Science or Health for 2 – 4 weeks. The amount of time you spend on each of these subjects will depend on the content, the projects involved, and/or what field trips you might take. Subjects such as Art, Music, PE, Work Education, or Service Education should not be included in this daily time frame as these interests will vary from student to student. Parents with struggling students need to choose wisely what areas to cover and what can be set aside.

# ***WELCOME***

***to the***

# ***ELEMENTARY***

# ***PREMIER PROGRAM***

# ***GRADE 1***

## What To Do While Waiting For Books



**Read the Bible, library books, others on hand.**

***Implement your student's home service program.*** It might be:

1. Teaching the student to make one meal a day, incorporating nutrition values, economy, and appetite appeal.
2. Teaching the student to help with family grocery shopping. Incorporate food values and difference in economy in packaged foods versus natural fresh foods. Teach 'guestimating' whether money in the pocket will pay for food in the shopping cart.
3. Taking charge of portions of the family laundry, folding clothes, etc., depending on the child's age.
4. Caring for younger siblings at specified times.
5. Putting the student in charge of the family corporation to find ways to save money. Electricity, garbage management (recycling), and water consumption are all areas to watch. Money saved could be split with the child, or put in a special account for a vacation fund.

***Implement community service involvement.*** It could be:

1. Through your church in ministry to homeless, poor, or others in need.
2. Visiting a nearby care center on a regular basis and adopting a grandparent.
3. Volunteering at a service agency.
4. Helping a handicapped neighbor.

***Encourage the student in personal business ventures.*** Possibilities are:

1. Making and selling handicrafts.
2. Making and selling bread or cookies.
3. Babysitting (in your home and under your watchful eye).
4. Helping you with your home business (cleaning office with you, for example).

See ***The Successful Homeschool Family Handbook*** for other ideas!

***Pray daily for wisdom as you begin true homeschooling rather than school at home.***

***Be patient with yourself.***

*It takes time to turn wonderful philosophies into practical realities.*





## WHAT TO DO WHEN BOOKS ARRIVE

### *Breaking from textbooks: A Guide for families*

#### ***Pray!***

This is the best advice we can give you. Do this first, before even reading the rest of this page.

#### ***The Holy Spirit is the best teacher of all!***

#### **Open Your Package**

As soon as you get your books, allow the children to peek, handle, and ooh and aah. Then put all or most of the resource Science and Social Studies type books away. If they sit down and read them all immediately, you will have nothing special on hand when you need it. Keep a 'to-get-later' list in the catalog for the later part of the school year.

#### **Identify the Subject Each Resource Book will Cover**

Ask yourself some questions about each book. Is this a nature book? Categorize it as Science. Is this the story of someone who lived long ago? Then it is History. Is this a reader to be used in sequence for a beginning student or second grader? Yes, it's a reader, but it may also satisfy History or perhaps Science.

Put a slip of paper in each book if you need to, identifying it and including notes of how you think you would like to use it, and when.

#### **Use them like Library Books when Doing Unit Studies**

Peruse the books yourself, scanning to see what general topics are covered. Take notes if you need to. Notice whether you have several books covering the same type of material that could be tied together.

Bring out the books a few at a time for the highest interest. In this way, they will be fresh and interesting for the children to use.

#### ***It's Project Time!***



## Do Projects in Conjunction with Reading the Book

Projects are fun for everybody. They usually require less writing but do not eliminate that worthwhile pursuit altogether. Writing is a good tool to help the child develop important language skills and to help him or her remember what was learned; if you really want your child to retain information, though, encourage him or her to **do** or **make** something connected with that story or article.

## Read the Book!

This is pretty obvious, but maybe we need to remind ourselves not to make education overly difficult. If the child can read, let him or her read the book or share the reading with him or her; if the child doesn't yet read, you read it aloud. Enjoy these sessions together. Your child has been learning from you this way from birth; that doesn't need to change suddenly with the advent of homeschool!

If the book is full of experiments, do them. Forget elaborate preparations; let your student help you find the materials. Other times you may want to encourage the student to prepare an experiment ahead of time, then demonstrate it to the rest of the family later (oral language experience!). Other children enjoy teaching a younger sibling how to do the experiment.

## Discuss and Question the Material in the Book

You may feel this is a skill you don't possess. Don't despair, but seek to improve your abilities. In the meantime, after reading a passage or a chapter, use one of these tried and proven questions for a starter:

*"What do you think this is talking about?" or "Can you think of anything you might ever do that would make use of this bit of information?" or "How does this story relate to other things we've studied in History (or Science, or whatever)?"*

Don't worry if your children bring up other questions that seem to lead you away from your topic. Answer their questions, whether on the topic or not, and look for 'question material' in what they say. Finally, lead them back to the original question. Expect to come back to it several times before you begin to get the best in questions and answers.



## **Expect Some Children to Need Comments Before Questions**

Some children are simply not ready for lots of questions; it makes them feel dumb and frustrated. If they've been in school for a while and are unaccustomed to really thinking and more acclimated to multiple-choice questions, you will need to ease them into this process.

In this case, an observation or two by you, followed by a question that doesn't demand an immediate answer, may work better to stimulate their thinking processes. Try an offhand question that you ask more of yourself, like an 'I wonder...' type question. Bring it up later at the table or while riding in the car and do some 'thinking out loud' so the students can hear you. Ask them what they think occasionally, especially if they don't offer any ideas voluntarily.

***Pray!***

***Use these ideas, but continue to pray for wisdom.  
Expect great things to come from your heavenly Father.***






## Call To Courage

### Bible Study Outline:

Instructions: **Read or summarize these stories** to your child. Choose memory verses from the Biblical selections that show that with God we have peace, hope, and joy. This is your opportunity to share God's love with your child.



### Adam And Eve

Genesis 1-3 **Adam and Eve**, their sin, their Saviour; Focus: Genesis 3:8-15 God calling, they hide, God's solution to restore them. Notice: ... it (Serpent, Revelation 12: 9,10) shall bruise thy head, and thou shalt bruise his heel.) Genesis 3:21 God used lambskins to clothe our first parents. A sacrifice was needed to take the penalty for sin.



When John the Baptist saw Jesus he declared "Behold the lamb of God that takes away the sin of the world." John 1:29. Sin always causes sadness and death. Jesus is the only one that takes away our sin and can save us.



### Jesus Is Coming!

Matthew 24, Mark 13 Signs of **Jesus' return**; Matthew 28:18-20; John 17:3; John 10:27-30 \*; **The Gospel to the World** – Eternal life comes from knowing God and Jesus Christ whom He sent;

**Project:** Cut a cardboard box into the shape of a cross. Print a colored piece of a map from whatever region of the world you think is a good place for missionaries. Paste that on the cardboard cross. You may put a ribbon at the top and something to hang the artwork up.



Pray for specific missionaries that you know. For more information see <https://afmonline.org/>

Revelation 21-22 A new heaven and a new earth; No more tears. Description of the new Jerusalem. No more night. Pure river of water of life, tree of life, the Lamb and His servants. Focus: Revelation 22:14 Description of those who have the right to enter the city and eat from the tree of life.

Sing: songs about Jesus coming and heaven.



Make heaven real to your child. Go to natural places with beautiful trees, and flowers, and rivers. If you see trash make a note that in heaven there will be nothing ugly to spoil it. This is a great time for a field trip to a national park. Take pictures of all projects and places you visit. What most impressed your child about the idea of heaven? If possible, write a sentence or two about what it will be like to go to heaven one day. This will be the time we will be reunited with our loved ones who have died. \*1

**Thessalonians 4:14-17** Jesus died and rose from the dead. Thus those who have died will do the same. Then those of us who are alive will be meet Jesus in the air. What an awesome day!

**Projects:** Make a cube from yellow paper to represent the Holy City OR you can make a diorama scene of the city adding details of tree of life, river of life, animals, angels, Jesus. Google diorama or triorama for suggestions. Use Scripture details for final project.

<https://www.wikihow.com/Fold-an-Origami-Cube> is one way if you are good at paper folding.

<https://www.instructables.com/Easy-Boxes-and-Cubes/>





## *MUSIC*

**Music:** Consider teaching the words to the old fashioned **hymns**, to hide these character-building words in young hearts. Children’s music and choruses like “Only a Boy Named David,” or “Joshua Fought the Battle of Jericho.” or any number of Bible themed **action songs** can be considered. The goal is to allow times for God to speak directly to your child as He did to Samuel in the temple. **Scripture** set to **music** is a great way to do this.

**Classical** instrumental music can sooth or provide sufficient rhythm for some children to do their school work or chores better. You can also identify the various instruments for music education. Follow your child’s interests and abilities.



All students should be introduced to music through listening and singing.



See page 20 in the Reference Guide to find some really neat ideas on how to correlate music with other subjects as well as make music a meaningful experience in your life.



## ***PHYSICAL EDUCATION***

**Suggestions of Activities:** hiking and backpacking, bicycling, swimming, gymnastics, ball playing, gardening, and outside chores

**Concepts to be covered:** to build and maintain a strong, healthy body.



**Samples for evaluation:**

For **Physical Education**, the Moore Academy usually suggests that you make a calendar each month on which to document each time you participate in any physical activity. That way you can put down what you did and how long you spent for documentation purposes. Also any photos, DVDs, or videos would be great to add to your records.

Physical Education is just what the words imply. It is the work of educating one's body in physical activity or labor. This program is best accomplished at the end of a shovel or a hoe. The Moore Academy does not promote competitive sports activities, but would prefer students to gain health and vigor through producing a garden, doing some landscaping, or some outdoor manual labor.



Discuss with your children why it is important to obtain adequate exercise, maintain physical cleanliness, and eat healthful foods on a daily basis. Research has substantiated the need for all of the above to obtain optimum mental development which then enhances the learning and maturing process. Recent research has discovered a 'learning center' located adjacent to the cerebellum of the brain stem which lights up when children study. Because of these findings, we no longer tell children to "sit down, shut up, and read"; instead we allow movement and encourage frequent movement activities during study sessions.

See page 17 in the Reference Guide.



## *Note To Parents*

Your consultant may have more specific suggestions for your family's needs.

Feel free to ask, or send us your suggestions to add to our lists.

### Notes for happy homeschooling:


**Scheduling Your Daily Routine:** This is the routine you live every day. You may add to or adjust as needed, but this basic routine establishes regularity. That means going to bed at night and getting up in the morning at set times. Meals should be served on a schedule your child can count on. Chores should be set and done until completion, and playtime opportunities should not be regularly interrupted. These set times are called **anchor points**. Children deserve to know what will happen next, because this builds security and happiness into their lives. A blank scheduling outline has been included in the back of this curriculum guide under the Reference Guide section.

**Encourage your child** by answering their curiosity questions. Help them make what they want to create. Allow them to touch appropriate items. Give them opportunities to see how things work. Perhaps then he or she will want to express their thoughts and feelings. Document this! Remember that many learning experiences with young students is “after the fact,” or unplanned.

**Progress** is shown by interest, eagerness, excellence, and competence. Academic subjects will move at the pace of the student, and are linked little by little to allow maximum retention and depth of learning.

Children absorb **character formation** through living, by getting along with others, and by being nurtured in the home. They should learn to interact with adults on a one-on-one basis and with siblings of various ages.

**Parent Resources:** *The Moore Formula Manual* available from the office.  
*Ultimate Education* Learning With God's Two Books The Holy Bible and Nature by Ellen Dana  
*Education* by E.G. White





## ***IN CONCLUSION***

*It is our prayer that this year has been a profitable one for you, in that you have enjoyed the freedom of homeschooling as well as a well-rounded curriculum that has been Bible based.*

*May God decidedly bless you as you continue in the process of educating your student(s) in the admonition of the Lord and His purposes for you and your family.*

***Now it's time  
for***

**2<sup>nd</sup> GRADE**





# *Reference Guide*



Over the years our staff has answered many questions regarding issues not covered in our manual or the general philosophy books we offer. Individual members of our staff of educators, teachers, and counselors along with input from you, the parents, have summarized their answers to some of the more common questions and they are presented here for you to pick and choose from. Every situation has variables that affect the application of these helps. Use the ideas that fit your situation and family and leave the rest for later reference.



LEADING THE WORLD IN FAMILY EDUCATION

## ***REFERENCE GUIDE***

### ***Table of Contents***

<b>PRINCIPLES TO GUIDE OUR CHOICES.....</b>	<b>1-3</b>
<b>KEEPING A JOURNAL.....</b>	<b>4</b>
<b>SCRIPTURE MEMORIZATION PLAN.....</b>	<b>5-7</b>
<b>PENMANSHIP THROUGHOUT THE GRADES.....</b>	<b>8-9</b>
<b>WORK &amp; SERVICE EDUCATION .....</b>	<b>10-12</b>
<b>TAKE A FIELD TRIP.....</b>	<b>13</b>
<b>MATH TOGETHER .....</b>	<b>14-16</b>
<b>PHYSICAL EDUCATION .....</b>	<b>17</b>
<b>ART PROJECTS FOR HOMESCHOOLERS.....</b>	<b>18-19</b>
<b>MUSIC EDUCATION.....</b>	<b>20</b>
<b>THE USE OF WEBSITES.....</b>	<b>21</b>
<b>SCHEDULE SAMPLES.....</b>	<b>22-23</b>
<b>SUGGESTED SUBJECT TIME FRAMES.....</b>	<b>24</b>
<b>USING YOUR STUDENT'S ERRORS TO GUIDE YOU.....</b>	<b>25-26</b>
<b>CHILD MANAGEMENT.....</b>	<b>27-28</b>
<b>HELPING ADD OR ADHD CHILDREN TO LEARN.....</b>	<b>29-30</b>

# PRINCIPLES TO GUIDE READING CHOICES



## 1. **Read only the best.**

*The best books will...*

- a. Uplift our ideals and inspire us. Read about men and women with high ideals.
- b. Give food for thought. A good book is written with eloquence, which is not simply a mastery of words, phrases, and illustrations, but is good solid thought that inspires thought.
- c. Give useful knowledge. Ben Franklin said "*An investment in knowledge always pays the best interest.*"

## 2. **Vogue does not equal value.**

*Choose for knowledge, not because the book is popular.*

## 3. **Choose books like friends—ones that will mold our character for God.**

*Take the time to get to know them before you bring them home.*

## 4. **Reading great books is a learned habit.**

*We should not search for certain books just because we like the style.*

## 5. **The true classic...**

- a. Is written by a Godly author of worth and distinction.
- b. Causes mankind to advance a step.
- c. Has original thoughts, convictions, and style, causing the characters to "come to life." Teaches — not merely entertains.
- d. Upholds the best conduct and character.
- e. Exemplifies beautiful, orderly, symmetrical, and proportionate writing.

*Perhaps it's obvious, but...*

## 6. **Do not read...**

- a. Books that quench faith in God and his institutions (such as marriage, the home, truth, natural law, etc.).
- b. Books that promote immorality.
- c. Books that encourage flaunting of sin.
- d. Frivolous books.

## 7. **Read Phil. 4:8**

*(Loosely based on reading from **I Love Books** by John Snyder, pages 151-186)*





## PRINCIPLES TO GUIDE WHAT WE WATCH

Television has been part of our culture and society for over 50 years. Today, many serious parents are questioning its impact. Some see it as having some limited value, as long as it is monitored and limited, while others perceive it as a negative influence and exclude it altogether.

In our lifetime we have seen a definite shift in programming to include values and behaviors that are outside the conservative Christian boundaries. At the same time, efforts have been made by some groups to create new programming that reflects conservative views. **It is each family's decision and likely an important one**, whether or not to limit or eliminate this powerful medium from their homeschool and home environment.

It is certain that young minds are impressionable and, to some extent, like a computer in the sense that calculations and decisions are based on the information entered. The truism about computers, "**Garbage in, garbage out**", is only partly true in respect to humans. We are able to sort and weigh information and to judge good and bad, using value systems, concepts, experience, and intellect. What is also certain and provable by statistics is that an **out of balance input gives way to an out of balance output**. Children brought up in families with no moral standards or no ethical standards are more likely to make unethical and immoral decisions in their lives.

**What we watch on television, what we read, and with whom we associate are important factors in molding our character.** If your goal is the finest character for your child, guard what goes into his or her mind. If your desire is to give your children the finest education, expose them to the finest material. Evaluate every source and stream of ideas carefully and prayerfully.

One analogy that helps explain our job as parents in this dilemma is the concrete slab. Concrete, when fully cured, can bear great loads without failure. A good slab is only as good as the preparation of the soil or base under it, the attention and uniformity given to the pouring, and the time of curing. If you chose to expose this slab to great loads, like driving a truck on it, during any time of these phases, it would fail and probably leave permanent damage. However, after proper curing time the slab will withstand the load. Our children, **if they are nurtured and protected** during the curing phase, will be strong and able to face the harsh world in which we live.



*At Moore Academy, we believe in setting the highest standards for the information that goes into children's minds. There is so much excellent material available in the form of true stories of real people and real events to guide and inspire, why waste time and brain cells on flights of fancy and amoral or immoral material?*





## Right Away

Phl 2:3 Let nothing be done through selfish ambition or conceit, but in lowliness of mind let each esteem others better than himself.



## All the Way

Col 3:23, 24 And whatever you do, do it heartily, as to the Lord and not to men, knowing that from the Lord you will receive the reward of the inheritance; for you serve the Lord Christ.



## With a Happy Heart

Phl 2:14,15 Do all things without complaining and disputing, that you may become blameless and harmless, children of God without fault in the midst of a crooked and perverse generation, among whom you shine as lights in the world



*Thank you for giving your child Moore!*



**Dr. Raymond & Dorothy Moore**

*Grandparents Of The Home-Schooling Movement*

**Founders of Moore Foundation & Moore Academy**



**MOORE ACADEMY**

*Leading The World In Family Education*